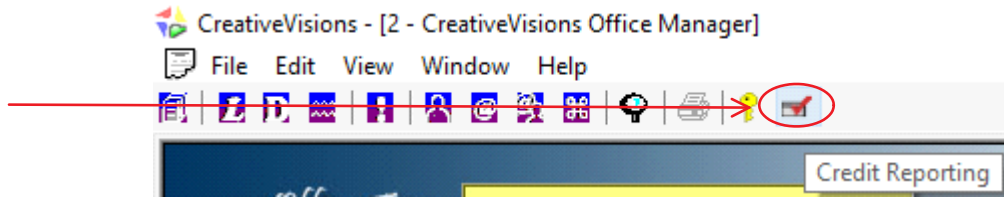


Adding a secondary login for the same credit bureau

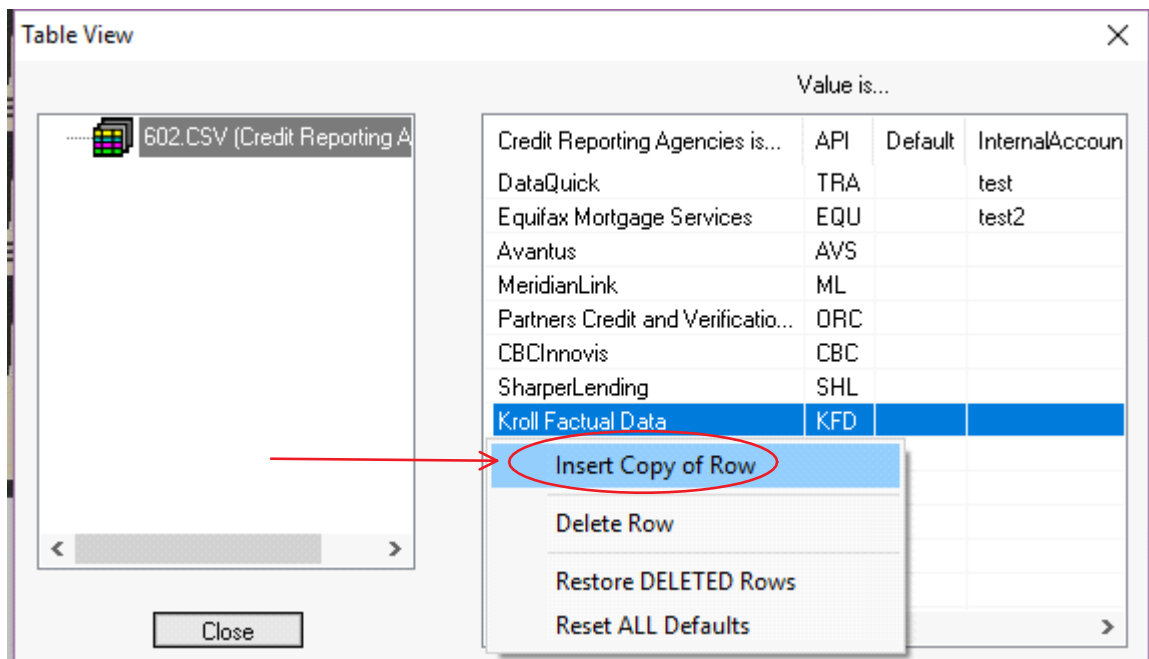
Tuesday, January 24, 2017 1:46 PM

Some credit bureau's may offer the ability to order credit reports for consumer loan types, but require a different login to receive the alternate report. If the credit bureau you work with requires a second login for an alternate report type, then you may add a row to the setup table within CreativeVisions.

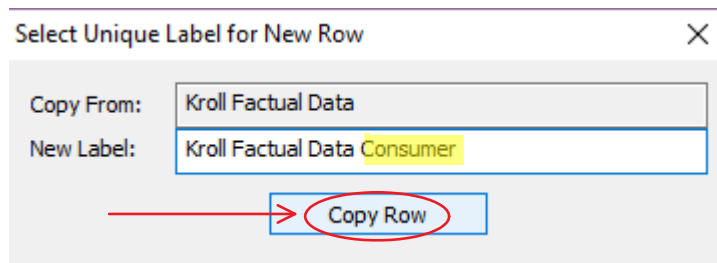
First click the credit card icon from the CreativeVisions home screen.



Right click on the credit bureau that you wish to add a secondary login for, and select "Insert Copy of Row".



In the next dialog box, type a unique identifiable name, and click "Copy Row".



The new row will be added to the bottom of the setup table where you can enter the necessary credentials provided by the bureau, in the appropriate columns.

The next time you order a credit report, you will select the appropriate Credit Report Agency from the Order Credit Report dialog box.

