


FocusAgent LPA 4.8

In order to generate the LPA version 4.8 XML file, go to FocusAgent LPA 4.8 form 27075 provided in the Disclose stage.



Scroll down to review the bottom window of the form and verify the XML is valid. A snippet of the XML preview will look similar to the following output, if the XML has passed the DTD schema check for inconsistencies or missing data.

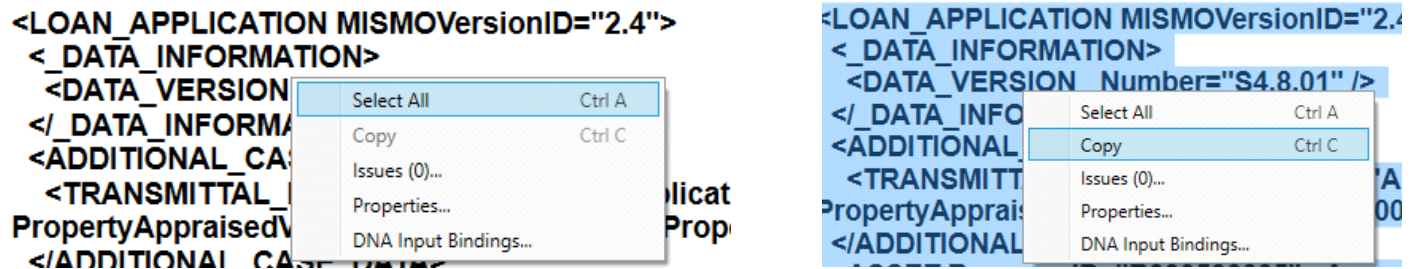
```
<LOAN_APPLICATION MISMOVersionID="2.4">
  <_DATA_INFORMATION>
    <DATA_VERSION Number="S4.8.01" />
  </_DATA_INFORMATION>
  <ADDITIONAL_CASE_DATA>
    <TRANSMITTAL_DATA CaseStateType="Application" LenderRegistrationIdentifier="WBB92494"
    PropertyAppraisedValueAmount="176200.00" PropertyEstimatedValueAmount="176200.00" />
  </ADDITIONAL_CASE_DATA>
  <ASSET BorrowerID="B990500005" _AccountIdentifier="ABC123" _CashOrMarketValueAmount="1000.00"
  _HolderName="Happy Life Policy" _HolderCity="Fairfax" _HolderState="VA" _HolderPostalCode="22032"
  _HolderStreetAddress="200 Little River Turnpike" _Type="LifeInsurance"
  LifeInsuranceFaceValueAmount="250000.00" />
  <ASSET BorrowerID="B990500005" _CashOrMarketValueAmount="10000.00" _Type="Automobile">
```

Otherwise you will be presented with more details about inconsistent or missing required entries.

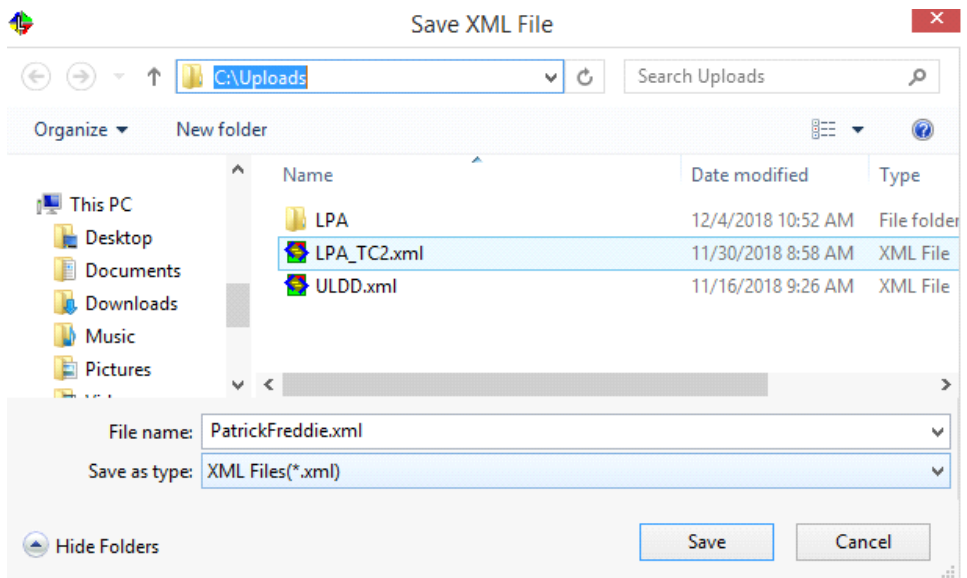
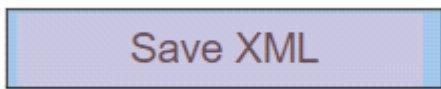
System.Exception: Schema validation failed: Line 34 Offset 4: The required attribute '_SSN' is missing. ---> System.Xml.Schema.XmlSchemaException: The required attribute '_SSN' is missing.

Make any corrections necessary and return to the LPA 4.8 form until all requirements are met and the XML is returned.

You may then save the XML data in one of two ways. You may either *right* click in the window displaying the XML data and **Select All**. Followed by a second right click and selecting **Copy**.



Or, click "Save XML" provided near the top of the form. And you will be prompted to select a directory path location and enter a file name to save your file.



With your XML file either copied to your clipboard or saved to your network or local PC, you will then click the "Take me to WBB Interchange" button where you will proceed uploading the XML to Creative Thinking's Freddie Mac System 2 System Interface.

